

STAGE
LINE



SL 100
WE'VE KEPT THE BEST
AND MADE IT BETTER



STAGELINE® SL 100

MILE EX END MONTRÉAL

IMPROVED DESIGN AND PERFORMANCE

11,400 LB
(5,190 KG)
ROOF RIGGING CAPACITY
150 LB/FT²
(732 KG/M²)
FLOOR CAPACITY

With over 30 years in the staging industry, Stageline has earned the reputation as the leading designer and manufacturer of hydraulic mobile stages.

All our ideas, concepts and developments are user oriented and enable technicians, creative designers, artists and event organizers to carry out their work with total peace of mind.



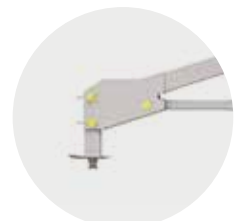
HAULING OPTIONS

Before its main usage as an outdoor stage, a mobile stage must perform as a road legal trailer.

Our advanced design combines a custom Stageline chassis with multiple hinged panels and telescoping structures that will not alter in performance from mileage and bad roads. It results in excellent road handling and safety year after year.



Drawbar for pintle hook



King pin for fifth wheel

Other coupler options available.

THE SL100

A STAGE WITH A FULLY HYDRAULIC SET-UP

1



Level the unit & hydraulically position the deck and roof panels.

2



Hang sound, lighting, banners and set at ground and deck level.

3



Raise the roof with up to 3,800 lb (1,725 kg) of show equipment.

FAST & EASY

FLOOR	SET-UP	WIND RESISTANCE	RIGGING
24' X 20' (7 M X 6 M)	X2 OH30	115 MPH (185 KM/H)	11,400 LB (5,190 KG)

* Stageline promotes safe working habits by having a minimum of two workers on every job site.

SYSTEM FEATURES



CUSTOMIZED HYDRAULICS

Calibrated power from precision designed cylinders and components yield a perfect flow with safe, well-timed speed of operation. Comes with safety valves that block the liquid flow and undue movements when needed. Safe and easy throughout with minimum effort and operation. Very low maintenance.





NEW FEATURE

Levers relocated and end panels redesigned for improved visibility of stage roof and deck panel deployment.

ELECTRIC STARTER INCLUDED

STRUCTURAL UPGRADES FOR MORE RIGGING AND STRENGTH



STANDARD FLYBAY

- 1 Permanently mounted side rigging trusses with a 1,500 lb (680 kg) capacity per side. Truss deploys in seconds.


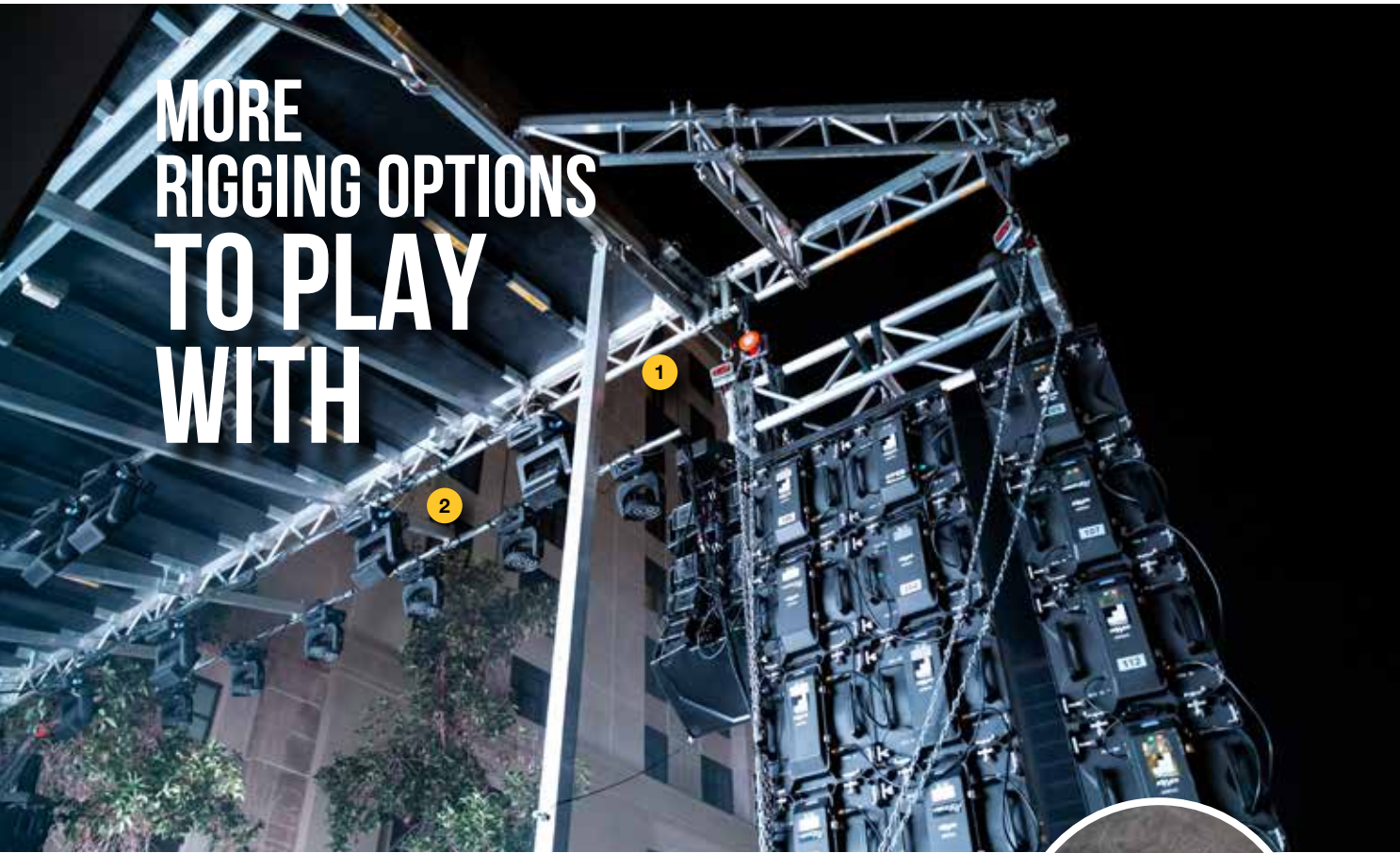
OPTIONAL FLYBAY

- 3 Line array and screen rigging capability with multiple configurations (optional).

- 2 Rigging points for PA in front of all 4 corner posts, under the roof - PA extensions available.

INCREASED RIGGING OPTIONS WITH THE 6' (1.8M) SIDE RIGGING TRUSSES FOR LED SCREEN OR SPEAKERS.

MORE RIGGING OPTIONS TO PLAY WITH



T2 TRUSSES

- 1 Increased capacity to 1,200 lbs (544 kg).

REDESIGNED FOH

- 2 Capacity of 700 lbs (317 kg) at 2'-9" (0.84 m) from roof edge – 9' 4" (2.85 m) rigging pipe.

MULTIPLE RIGGING OPTIONS

24 built in rigging points with a capacity of up to 1,500 lb (680 kg).

MOVABLE RIGGING BRACKETS

4 movable rigging brackets provided.



NEW FEATURES

MAKING THE SL100 EASIER TO USE

STAGE

- 1 Corner post connectors redesigned and reinforced
- 2 Permanently installed guardrail and cargo bumper
- 3 Reinforced Deck and Chassis now at 150 lb/ft² (732 kg/ m²). Leg installation with steel components instead of cables. Cross braced steel members added to support legs under the mid-section of trailer frame

STORAGE

- 4 Custom designed racks for loose staging components.
- 5 Corner posts stored in roof panels.

BATTERY

- 6 Battery system – 3 functions : work lights, emergency break-away system and engine starter. Battery recharging when 110v outlet is connected or truck is attached and connected (12 volt)

LIGHTS

- 7 4 battery powered LED work lights. 2 in the roof – 2 under the floor

SAFETY

- 8 Optional engine kill switch
- 9 Steps for easy access to pin telescoping sections
- 10 Built in ground lug

SAFE AT ALL TIMES RELIABLE IN ALL CONDITIONS



**HIGHEST WIND
RESISTANCE IN THE
INDUSTRY!**

115 MPH (185 KM/H)
WITHOUT WINDWALLS &
77 MPH (123 KM/H)
WITH WINDWALLS.

2015
INTERNATIONAL
BUILDING
CODE
IBC

THE SL100 IS ENGINEERED BASED ON THE IBC (INTERNATIONAL BUILDING CODE) AND NBC (NATIONAL BUILDING CODE) TO BE SAFELY DEPLOYED AND USED OUTDOORS.

MOTHER NATURE WILL NOT STEAL THE SHOW

The SL100 is a tough machine that withstands today's changing climatic conditions.

Its sturdy windwalls can resist high winds, protect gear, talent and crew even under the most demanding outdoor situations.

RIGGING SHOW SUPPORT EQUIPMENT MADE EASY AT GROUND AND DECK LEVEL

Industry standard rigging points, trusses and beams facilitate the installation of equipment. Cuts down on climbing and set up time.

SUPERIOR DESIGN FOR LOADS & RIGGING

The SL100 is built and tested with the highest load and rigging design criteria in the industry – up to 2 times the permitted load.



ALL AROUND SAFETY & RELIABILITY

RAISE AND LOWER THE ROOF SECURELY WITH DOUBLE MAST LIFTING MECHANISM

A set of sturdy masts lifts and lowers the roof and show support equipment. They function with balanced or unbalanced loads even in difficult weather conditions.

TOTAL CONTROL INSTALLATION

Pre-assembled rigid structural panels unfold hydraulically and sequentially. Locking devices and pins are incorporated into every step of the set up ensuring total control of the installation in complete safety. Totally self standing, the stage does not need to be secured with ballast and cables to maintain its stability and structural integrity.



FIBER LOCK PANELS

In closed position the roof panels of the stage become the side panels of a hard shell trailer. Fiber Lock® is a process where fiberglass is wrapped around the aluminum frame. This method has multiple functions to address esthetics and durability. Both structural and weather protective, this layering process compensates for movement and structural deflection of the panels when they are hydraulically deployed. The process eliminates damage from road vibrations and extreme weather conditions. The fiberglass panels never need replacement and they remain safe and great looking year in and year out.



FIBER LOCK WRAP

* In blue to highlight Fiber Lock wrap.

SHOW YOUR COLORS




SL100 MIX

ON THE ROAD TRAILER WRAP ADVERTISING PANELS 24' X 7' (7 M X 2 M)

Smooth rivet-free panels with gel coating that improve graphics application and appearance.



MAXIMUM VISIBILITY



THE SL100 OFFERS MAXIMUM BANNER SPACE TO SHOWCASE YOUR EVENT

- 1 Top banner 37' x 4' (11 m x 1.2 m)
- 2 2 Side banners 6' x 16' (1.8 m x 5 m)
- 3 Backdrop 23' x 13' (7.1 m x 4 m)
- 4 Skirt 40' x 4' (12.2 m x 1.4 m)

For exact dimensions, please refer to Banner Book.

NEW FEATURES:

BANNER PIPES

Banner pipes installed with easy key connectors, reducing amount of pins.



BANNER HARDWARE

Rooftop and side banner systems simplified with interchangeable components.



WHY THE INDUSTRY CHOOSES STAGELINE

Most Widely used

Over 20,000 events per year in over 45 countries - an average of 55 events per day.

Exceptional durability and reliability

Built to last 20 years and more with proper care and maintenance.

Provider of safe staging environments for 30 years

Highest wind resistance in the industry - up to 115 mph (185 km/h) without windwalls and 77 mph (123 km/h) with windwalls.

Quality Control

All units are built and comprehensively tested in-house by trained and certified personnel.

Outstanding value

Low operation and maintenance cost.
High resale value on the market.

Certification and On site Inspection

Stageline provides complete engineering certification for both structural design and rigging capacity. In Canada and the US, we can provide certified documents for each state and province. This saves time and money. With a Stageline, strict on site inspection becomes a formality.

Environmentally responsible

All products are manufactured in Stageline's state of the art LEED® certified facility integrating the latest environmental technologies.

Award-winning

Our company and products have achieved high acclaim in the industry and have won several engineering and event industry awards.

WHAT OUR CLIENTS SAY

"We just took 75 mph winds, golf ball size hail and 4 inches of rain in 30 minutes and the entire event space is devastated with tents broken everywhere. The only thing I'm not having to deal with right now, is an absolutely pristine SL100 standing proud in the middle of it. Thanks for giving me one less thing to worry about."

Jeff Krebs
Epicenter Productions, Texas

"We've done literally thousands of deployments with the SL100 and you can put it in some really remarkable places. Typically, our installation only takes between 35 and 40 minutes. "

Dolph Federico
Pelican Events, New Orleans

"SL100 is defacto a standard in the industry. Everyone of professional note use Stageline. I wanted that bulletproof proven technology, workmanship, and engineering. Stageline's SL100 changed my life!"

Laurence Sheldon
Big Ear Audio, California



GROWING & BUILDING TOGETHER



Customer Support

We provide a complete 24/7 after sales support.

Parts & Accessories

The best way to ensure that your Stageline mobile stage retains its original condition is to purchase your parts and accessories directly from Stageline.

Inspection & Maintenance

Like any sophisticated piece of equipment, a Stageline mobile stage requires basic maintenance throughout the year. This maintenance must be performed according to specific guidelines.

With this in mind, Stageline's engineers and experienced technicians have developed a unique inspection program. This program will give you a complete analysis of your equipment's condition including a list of immediate repairs & recommendations.

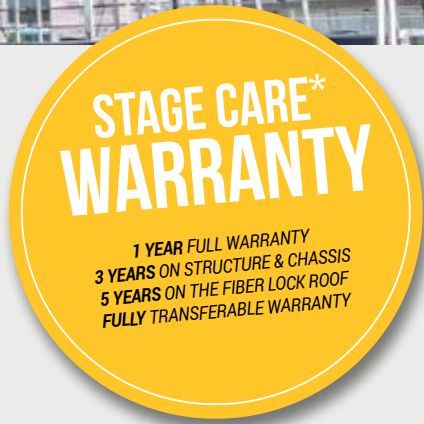
Training

Driven by the need to ensure technical efficiency, Stageline developed a training and certification program which meets and even exceeds its clients' and users' requirements. Operation of a Stageline mobile stage by qualified personnel is directly linked with the enforceability of the warranty and is required to benefit from the technical support offered on all Stageline products.

With its training program, Stageline helps its users and clients increase profitability on their investment through an efficient utilization of the products.

Our main objective is to develop the aptitudes and technical knowledge of the technicians in order to preserve the products' integrity and guarantee durability and maximum safety levels.

* Some limitations apply.



**WE ARE SO CONFIDENT IN THE QUALITY,
RELIABILITY AND DURABILITY OF OUR
STAGES THAT WE SUPPORT EVERY
MODEL WITH THE BEST WARRANTY
IN THE BUSINESS.**

FLOOR CONFIGURATIONS TO SUIT YOUR NEEDS



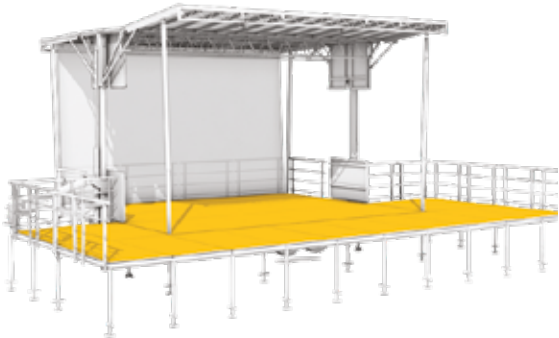
Standard 24'x20'




Standard 24'x20' with 8'x8' sound wings



Back Extended 4'x24' with 8'x8' sound wings



Standard 24'x20' with 8'x8' sound wings and 8'x40' at the front



Standard 24'x20' with 12'x20' sound wings

SL100 TECHNICAL SPECIFICATIONS

TRAILER

Length	31' 9"	9.69 m
Width	8'0"	2.43 m
Height	11' 2"	3.40 m
Dry Weight	9,460 lb	4,290 kg
Maximum Weight	15,000 lb	6,804 kg

STAGE FLOOR

Length and Depth	24' x 20'1"	7.32 x 6.1 m
Height	3'6" to 4'3"	1.07 x 1.30 m
Design Live Load	150 lb/ft ²	732 kg/m ²
Type of Surface	Plywood on aluminium	

ROOF

Length and Depth	25'1" x 23'9"	7.64 x 7.23 m
Clearance (Inclined roof)	14'6" to 13'4"	4.43 to 4.05 m
Height (from ground)	19'2" to 19'11"	5.83 to 6.06 m
Type of Surface	Fiberglass moulded around aluminum structure	
Roof Lifting Capacity	3,800 lb	1,725 kg
Roof Load Bearing Capacity	11,400 lb	5,190 kg
2 Trusses - Downstage & Upstage (T2)	1,200 lb each	544 kg each
2 Trusses - Central Roof (T1)	1,500 lb each	680 kg each
2 Front Overhang Extensions*	350 lb at 33" each	159 kg at 0.84 m each
2 Side Overhang Rigging Beams	Total capacity 1500 lb each	Total capacity 680 kg each
	750 lb at 75" each*	340 kg at 1.89 m each*

PRACTICAL ASPECTS


Site Preparation	None
Heavy Machinery Required	None
Mode of Transportation	1 Pick-up truck or hauling vehicle
Gust Wind Resistance	115 mph (185 km/h) without windwalls 77 mph (123 km/h) with windwalls
Backdrop *	Weatherproof - fire retardant vinyl or scrim
Vertical and Horizontal Banner Supports *	Installed at ground level
Backdrop banner installation pipe	Built in to install your backdrop at ground level

TOTAL ROOF LOAD BEARING CAPACITY

11,400 LBS
5,190 KG

Due to STAGELINE'S product improvement policy, technical specifications may change without notice.

* Optional





INNOVATIVE MOBILE STAGING

827 L'Ange-Gardien Blvd., L'Assomption
Quebec, Canada J5W 1T3

T 1 450.589.1063
F 1 450.589.1711
North America 1 800.267.8243
stageline.com